

# Now Earn by Clicks

## Earning with GPT Sites

### Get Paid to Click Ads

By Chetan Bhawani @ <http://www.thewwwblog.com/>

This is an e-book that will share information on how to earn money by clicking on ads shown in a list of sites that pay you to click.

GPT – This is the term used to shorten Get Paid To, where you get paid for any activity, like reading emails, by clicking on the ads, by completing offers, by signing up to various sites.

Here I am going to explain how you can make money online by clicking on the ads given in the websites that are going to be shared below.

*Note – This ebook has some affiliate links, you can use them rather than any direct links, to support me as I took time to share these ideas and write this ebook.*

***This ebook is free is cost, and you can distribute it for free and leave the credits for it. You are not allowed to sell the ebook.***

So here are the websites with small tutorials on how to earn money from them –

1. Thinkbux - <http://bit.ly/thinkbux>

This is a website where you get \$0.01 per ad click and a limited number of ads are displayed, and you have to open each ad one after the other when the timer for the previous ad finishes. Usually you have to keep an ad open for 20 seconds.

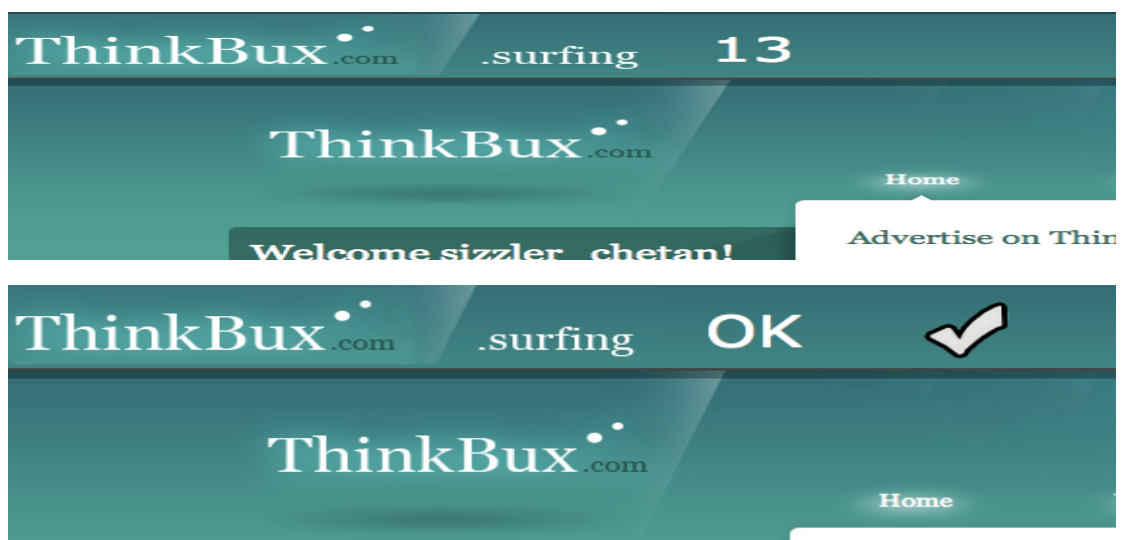
You get paid \$0.01 per click. Premium members get paid \$0.012 per click.

Minimum payout is only \$5! Payments are made via PayPal and AlertPay!

You can convert your ballance to advertise, referrals and upgrade!

When you register to the site, you will need to give a pin number which you can remember for future reference, and then go the “View Ads” section in the top panel. You will see a list of “Standard Ads” which you can click. Go to the 1<sup>st</sup> link and click on “HIT” button beside it.

The ad opens in a new window and you will see a top panel with a timer as shown in the image below. When the timer ends and an OK with a tick is shown, you can close that ad and click on the next.



## 2. BuxOut - <http://bit.ly/buxout>

Earn up to 0.0125\$ per visit.

Earn up to 0.0125\$ per visit for each referral visit.

Request your payment and receive it within seconds. Get access to detailed statistics about your account.

Join and login to your account. And then in the top bar, there is a button "Surf Ads". Click on that.

In the new page, there is a list of advertisers, click on the 1<sup>st</sup> advertisement. It opens in a new window, and you have to wait till the timer as a green bar completes and asks you to click on a number which they have given in that top panel. Check the images below to understand better. After you click on the correct number, it will add the credit to your account and you can open a new ad.



**3. Osobux - <http://bit.ly/osobux>**

**You click 10 ads per day = \$0.1**

**20 referrals click 10 ads per day = \$1**

**Your daily earnings = \$1.1**

**Your weekly earnings = \$7.7**

**Your monthly earnings = \$33**

**Register and login to your account. Go to Surf Ads section, and you will see a list of ads in various categories.**

**Click on the first ad, and it opens with a timer of 30 seconds, and it is similar to thinkbux where you get an OK sign with a tick when the time is completed, and then you can close it and open the next ad.**

**4. Earn3 - <http://bit.ly/earn3>**

**The process is easy! You simply click a link and view a website for 30 seconds to earn money. You can earn even more by referring friends. You'll get paid \$0.01 for each website you personally view and \$0.01 for each website your referrals view. Payment requests can be made every day and are processed through Alert Pay. The minimum payout is \$3.00. And you get \$0.05 when you signup.**

**And everything is similar to Osobux where you have to click on the image number on the ad page, after the time finishes and you will be redirected to the advertiser's original page. When it opens, you can close the window and open the next ad.**



5. Clickin.me - <http://bit.ly/clickin>

Register and go to the right sidebar, where you see a section "View Ads" below stats. Click on it and you will get a list of advertisements.

The process here is also too easy.

You just have to click on the ad and the ad opens and timer runs. When the time finishes, there will be "Done" notification with a tick on the top panel.

Then you can close the ad page and open the next ad and all others one after the other.

Each view lasts 20 seconds and you will get 1.00 cent for it. You will get paid for the same ad only each 12 hours (not each 24 hours, like on other PTC's). Our advertisers want you not just to see, but to remember their ads.

After signing up, you will get your Clickin' me referral link. If somebody signs up through it, you will get 0.50 cents for each his click. Your earnings possibilities are unlimited!

6. Extra10 - <http://bit.ly/extra10>

This is a similar website to most of the others given above.

The process is easy! You simply click a link and view a website for 30 seconds to earn money. You can earn even more by referring friends.

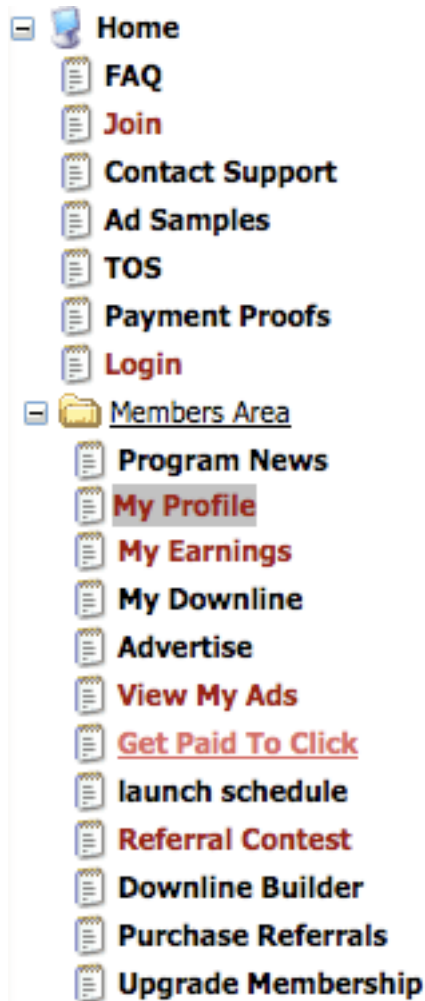
You will have to click on a number given in the top panel when the time finishes, and when you click on it, you will be taken to an advertiser's original page, which you can close and go to the next ad.

You'll get paid \$0.01 for each website you personally view and \$0.01 for each website your referrals view. Payment requests can be made every day and are processed through Alert Pay. The minimum payout is \$10.00.

## 7. Financialfreedomads - <http://bit.ly/financialfreedomads>

This is a bit different type of site where after registering you will have a set of options on the left sidebar, like in the image below and you will have to click on “Get Paid To Click” option to go to the list of advertisers.

Then the list of advertisements will appear and the next process is similar to others.



## 8. Clicksia - <http://bit.ly/clicksia>

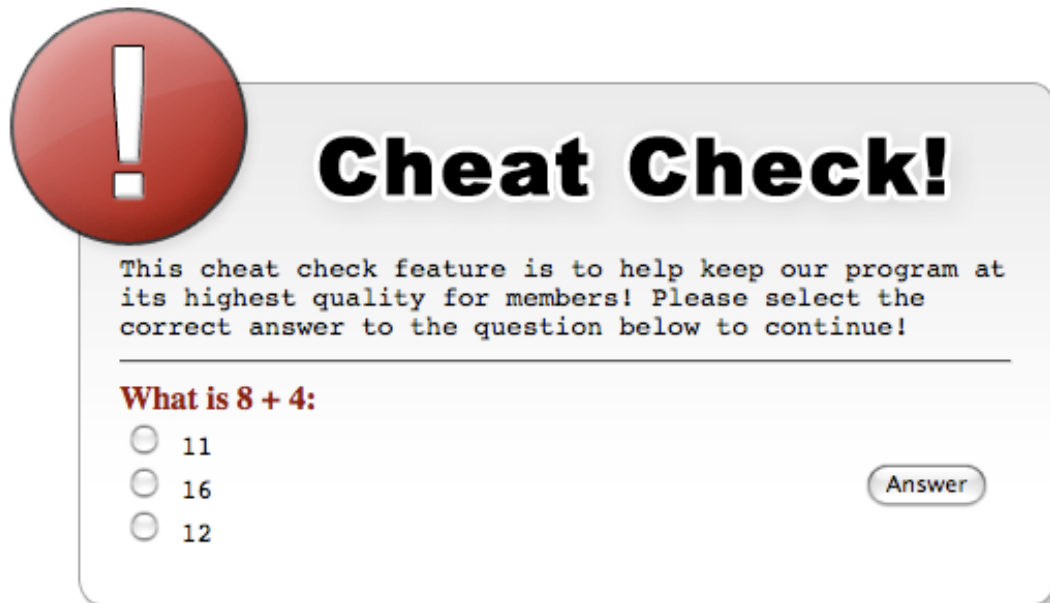
In this, you will just have to register and login and in the sidebar, click on “Earnings Area” and in the next page, click on “Click Links - XX Links Available” - XX is the no. of links available.

Then you will get a list of ads where you can go with similar process as others. This site pays too low but worth trying.

## THINGS TO KEEP IN MIND – PLEASE READ CAREFULLY

In some of the PTC sites, there will be a cheat checker where before the ad opens in the new page, a question would appear there and you have to answer that correctly to proceed and view the ad. This is just to check whether you are a human or not.

Here is how it appears –



There are many other websites but these are the best when I checked so shared all these. Will soon write the next version of this ebook explaining the new and other PTC sites which can really help you make money online.

You need to have an alertpay and a paypal account. Some would require your alertpay and some need your paypal account address to send the payments.

\*\*\* The key to earn through these sites is by getting referrals as you alone can't make hundreds with it, but if you refer to other people their clicks can also make you money. So try to promote your referral links by using in signature links etc. in forums.

Please don't try to sell or edit this ebook. I took the pain in writing the ebook and hope to get some credit, if you use the affiliate links that I have mentioned.

**Ebook written by Chetan Bhawani @**  
**<http://www.thewwwblog.com/>**

**Our network -**

**Blog directory - <http://www.thewwwblog.com/blog-directory>**

**Amit Bhawani - <http://www.amitbhawani.com/>**